



A New Vision
for Quality Pumps

DAP
Series

ANSI Process Pump (B73.1)

DAP Series

ANSI Process Pump (B73.1)

DAP Series ANSI Process Pumps are designed for the toughest process applications, and are able to withstand the severe corrosive and erosive environment of the chemical industry. The **DAP Series** was designed with our customers in mind and for the variety of services our installed pumps will be expected to perform.

The **DAP Series** pump from Truflo is designed to B73.1M specifications. This design allows complete dimensional interchange with other B73.1 pumps. This dimensional interchange allows our DAP to fit exactly in place of other ANSI brand pumps, thus no piping changes are required. The Truflo DAP standard configuration includes many "upgrades" that are "adders" for other manufacturers.


FEATURES

- ⚙ Max. Impeller: 17"
- ⚙ Max. Capacity: 6,200gpm at 1750 rpm
- ⚙ Max. Head: 732 ft (223m) at 3500 rpm
- ⚙ Temperature to 617°F (325°C) with high temperature application options
- ⚙ Available Material: DCI, WCB, CF8, CF8M, CD4M, CN7M, Hastelloy B&C, Nickel, Titanium, Zirconium
- ⚙ Fully open impeller, investment casting
- ⚙ Standard labyrinth oil seal
- ⚙ Back pull-out design for easy maintenance and hydraulic conditions
- ⚙ Excellent interchangeability within DAP family
- ⚙ ISO 9001 production facility

APPLICATIONS

- ⚙ Chemical process industry
- ⚙ Textiles industry
- ⚙ General industry
- ⚙ Pulp and paper industry
- ⚙ Steel and mill industry
- ⚙ Pharmaceutical industry
- ⚙ Food industry
- ⚙ Waste water
- ⚙ Tank farms
- ⚙ Oil production
- ⚙ Automotive
- ⚙ Paint and pigments
- ⚙ Plastics
- ⚙ Petro chemical
- ⚙ Power





STANDARD FEATURES

1. IMPELLER

Standard investment casting open impeller. Design for chemical process.

2. CASING

Top discharge, self-venting.
Back pull-out design.
Optional centerline mounting support.
Teflon gasket.

3. SHAFT SEALING

Design for various seal arrangements.
Small bore for packing available.

4. OIL SIGHT GLASS

Standard K1 sight glass for easy view.

5. SHAFT & BEARINGS

Heavy duty shaft design for minimum deflection.

6. BEARING HOUSING

Easy to maintain impeller clearance.

7. OIL SEAL

Standard labyrinth oil seal to protect oil against contamination and extend the bearing & shaft life.

8. BEARING FRAME

Heavy duty design to reduce the loads on shaft.

9. OIL SUMP DESIGN

Increased oil capacity for better heat transfer.

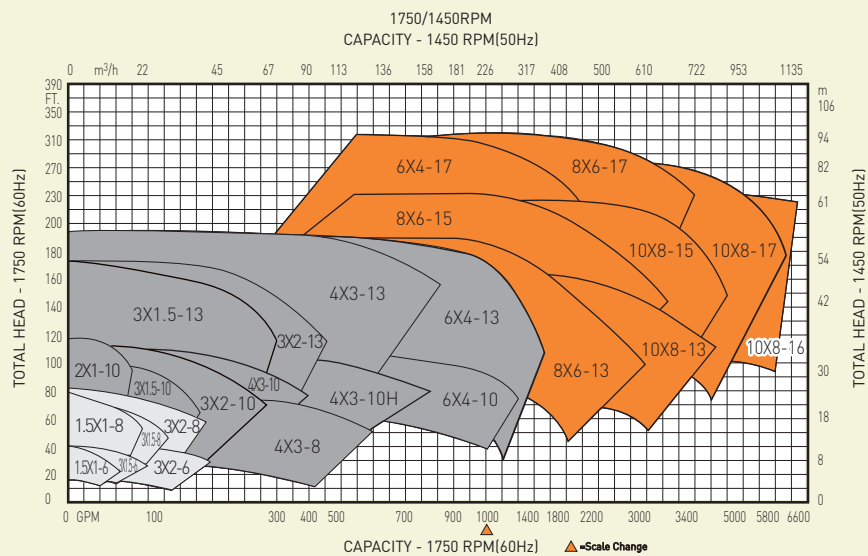
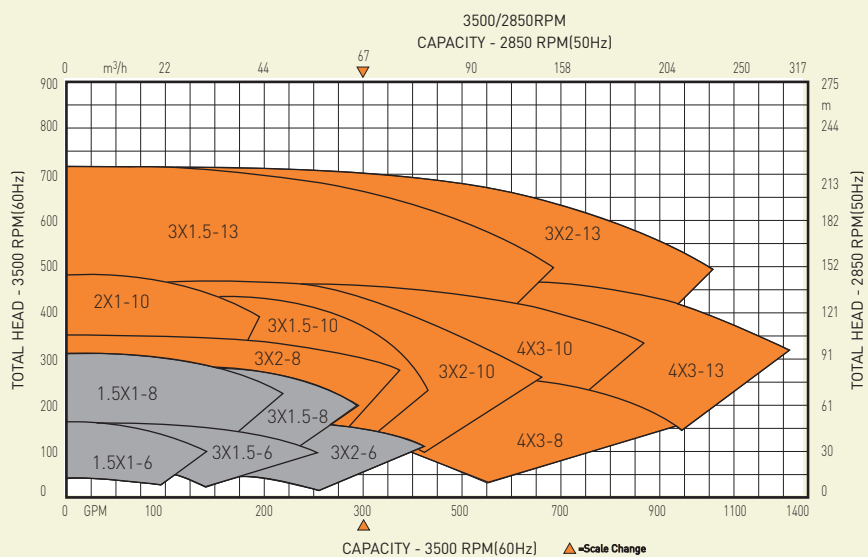
10. FLANGES

Standard 150 lb. FF flanges with 300 lb. flanges available.

OPTIONAL HIGH TEMPERATURE SERVICES




- ⊗ Optional centerline mount casings for high temperature services to 617° F (325° C).
- ⊗ Optional jacketed casing and seal chamber.
- ⊗ Optional bearing cooling coils.

Performance Curves



These diagrams are for reference only and subject to change without prior notice. Please consult factory for exact performance curves.

Call for information on the full line of TRUFLO® pumps



7105 Cessna Drive,
Greensboro, NC 27409
336-664-9225 (Phone)
336-664-1353 (Fax)
www.truflo.com